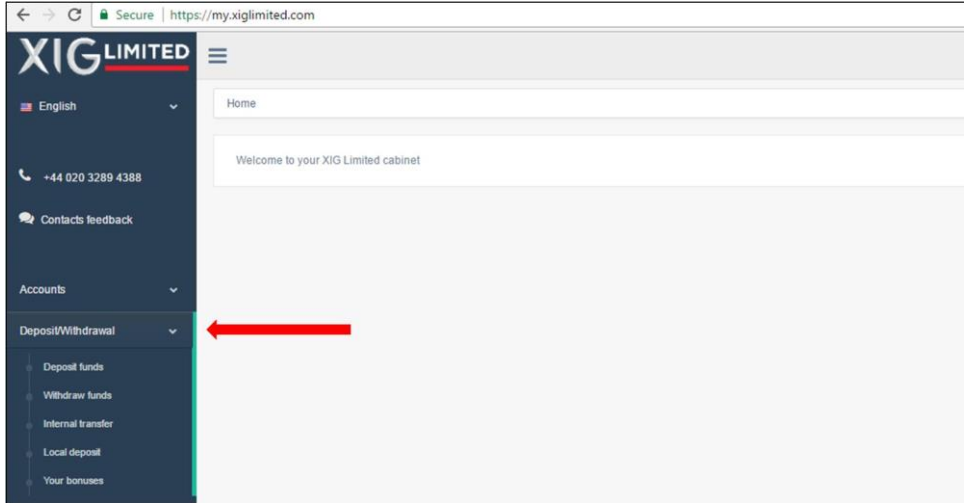
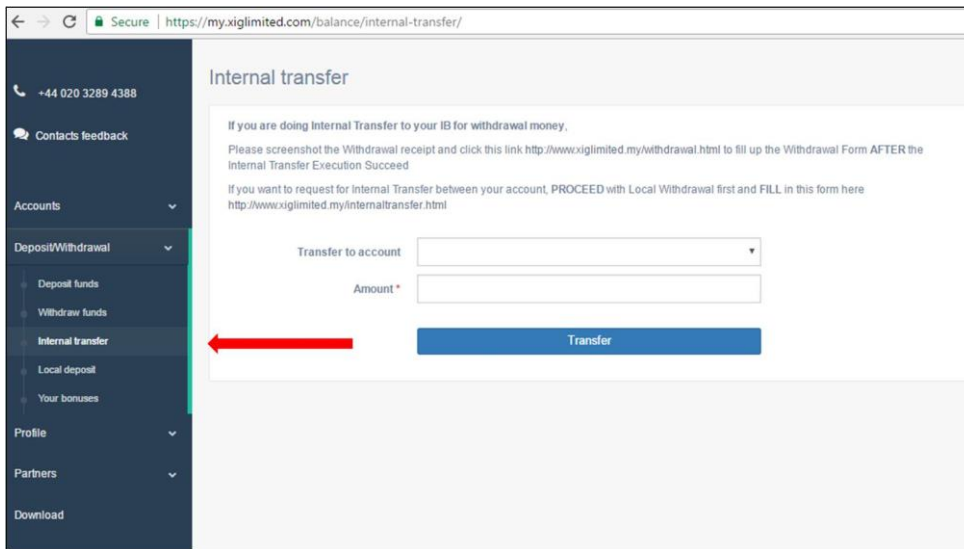


## Local Depositor Withdrawal Procedure

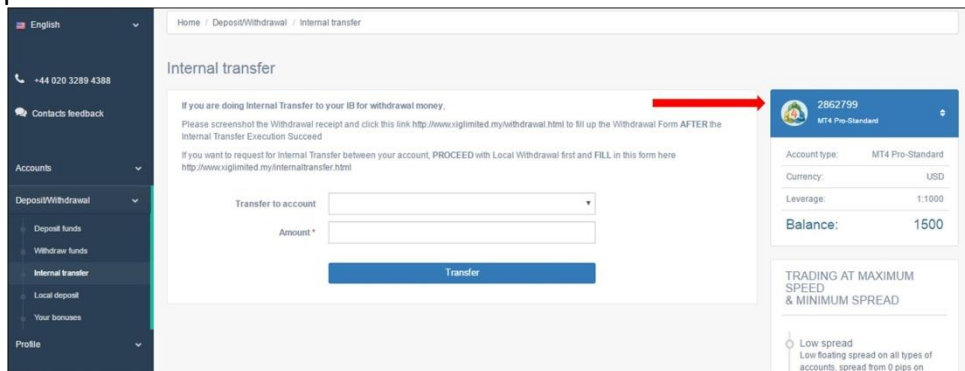
- Login to your XIG client cabinet
  - <https://my.xiglimited.com/login/>
- Go to Deposit/Withdrawal tab



- Click on Internal Transfer tab



- Please ensure you select the correct account before proceed to perform internal transfer.



- Fill in all the Withdrawal details in every section.
  - Transfer to account : choose **7012893- Partner Account.**
  - Amount : key in your Withdraw amount minimum 10usd.
  - Password: key in your account password.
  - Comment: key in comment for your reference.

Secure | https://my.xiglimited.com/balance/internal-transfer/

**XIG LIMITED**

English

+44 020 3289 4388

Contacts feedback

Accounts

Deposit/Withdrawal

Deposit funds

Withdraw funds

**Internal transfer**

Local deposit

Your bonuses

Profile

Home / Deposit/Withdrawal / Internal transfer

### Internal transfer

If you are doing Internal Transfer to your IB for withdrawal money,  
Please screenshot the Withdrawal receipt and click this link <http://www.xiglimited.my/withdrawal.html> to fill up the Withdrawal Form AFTER the Internal Transfer Execution Succeed

If you want to request for Internal Transfer between your account, PROCEED with Local Withdrawal first and FILL in this form here <http://www.xiglimited.my/internaltransfer.html>

Transfer to account: 7012893 - Partner accounts

Amount\*: 10

Password: \*\*\*\*\*

Comment: WD 10

Transfer

- Once click transfer please check your email to get the confirmation code.

Secure | https://my.xiglimited.com/balance/internal-transfer/

**XIG LIMITED**

English

+44 020 3289 4388

Contacts feedback

Accounts

Deposit/Withdrawal

Deposit funds

Withdraw funds

**Internal transfer**

Local deposit

Home / Deposit/Withdrawal / Internal transfer

### Internal transfer

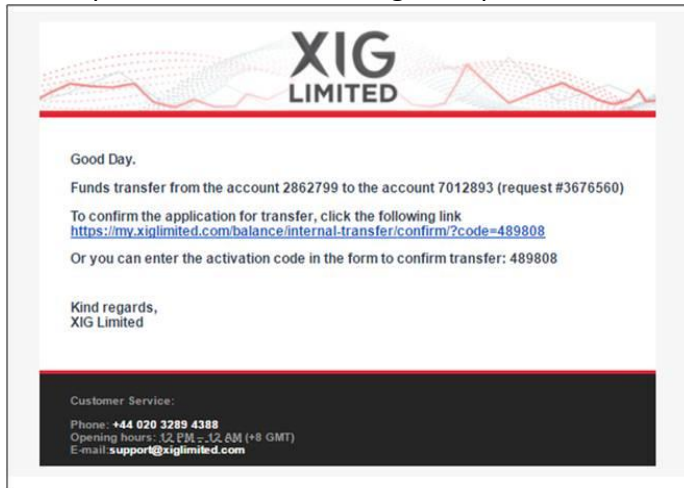
If you are doing Internal Transfer to your IB for withdrawal money,  
Please screenshot the Withdrawal receipt and click this link <http://www.xiglimited.my/withdrawal.html> to fill up the Withdrawal Form AFTER the Internal Transfer Execution Succeed

If you want to request for Internal Transfer between your account, PROCEED with Local Withdrawal first and FILL in this form here <http://www.xiglimited.my/internaltransfer.html>

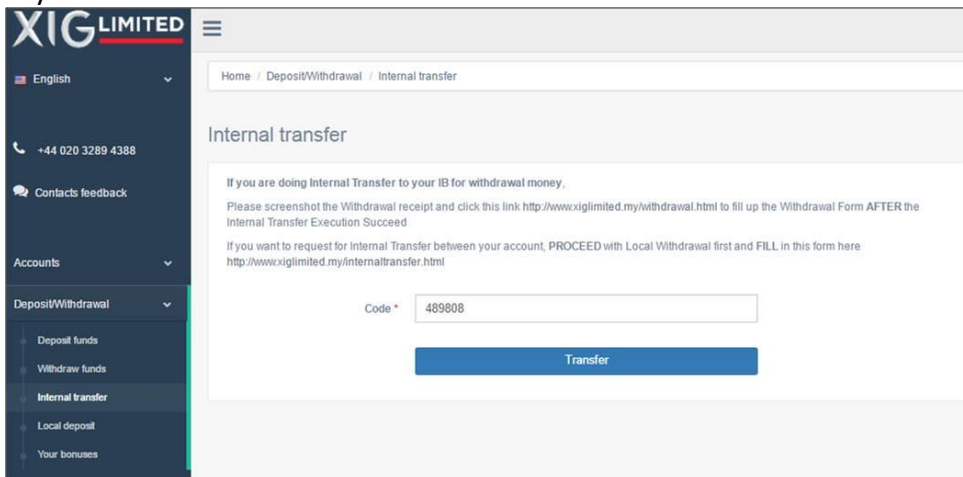
Code \*

Transfer

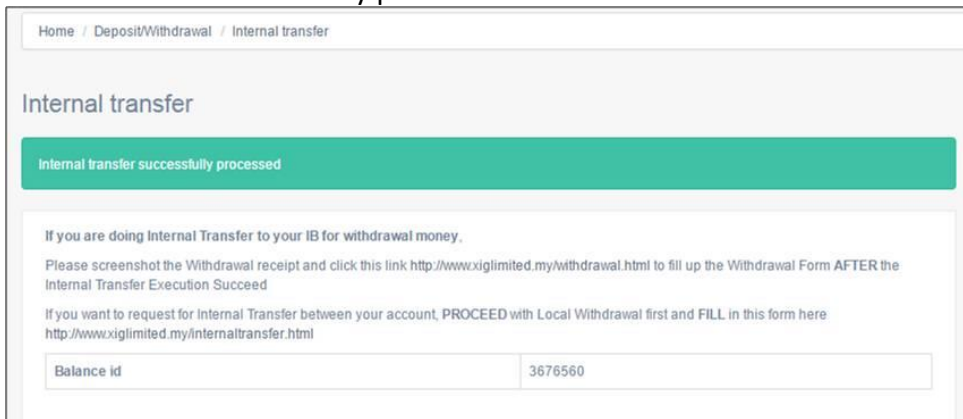
- Please print screen below image to update withdrawal form.



- Key in confirmation code and click transfer.



- Internal transfer successfully processed



- Please key in the withdrawal form
- click <http://www.xiglimited.my/withdrawal.html> to access the form.

### Internal transfer

Internal transfer successfully processed

If you are doing Internal Transfer to your IB for withdrawal money,  
Please screenshot the Withdrawal receipt and click this link <http://www.xiglimited.my/Withdrawal.html> to fill up the Withdrawal Form AFTER the Internal Transfer Execution Succeed  
If you want to request for Internal Transfer between your account, PROCEED with Local Withdrawal first and FILL in this form here <http://www.xiglimited.my/internaltransfer.html>

#### Client's withdrawal details

Name \*  **Isikan nama anda**

Telephone No \*  **Isikan nombor telefon anda**

E-mail \*  **Isikan alamat email anda**

Trading Server \*  **Select your trading server account / pilih server akaun dagangan anda**

Trading Account Number \*  **Isikan nombor akaun dagangan anda**

Withdrawal Amount (USD) \*  **Isikan jumlah pengeluaran anda**

Bank \*  **Select your bank account / pilih bank anda**

Bank Account Number \*  **Isikan nombor akaun bank anda**

Proof Of Withdrawal Transfer \*  No file chosen **Choose file and attach reference image /  
Pilih fail imej rujukan dan sertakan**

Note  **Isikan nota untuk rujukan anda**